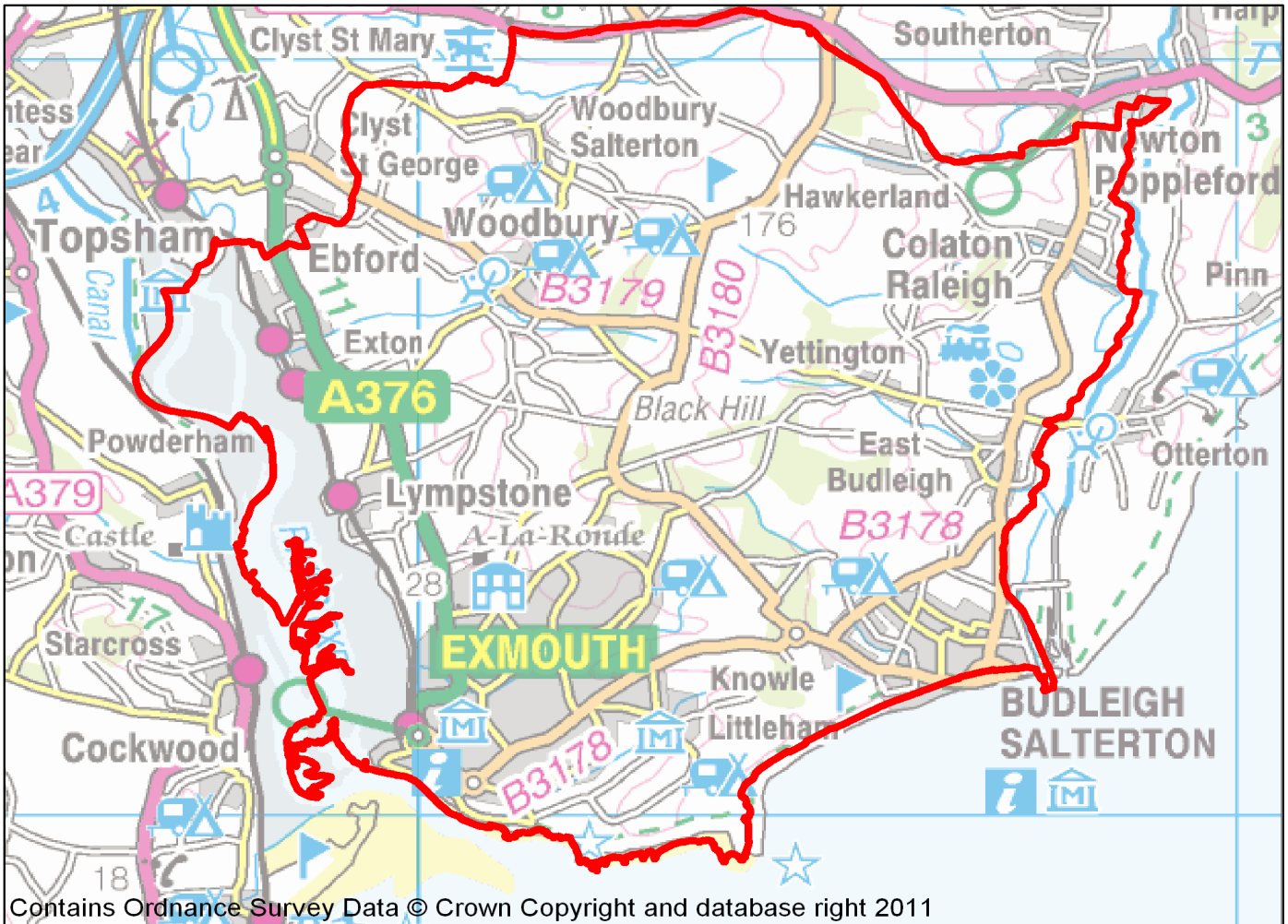


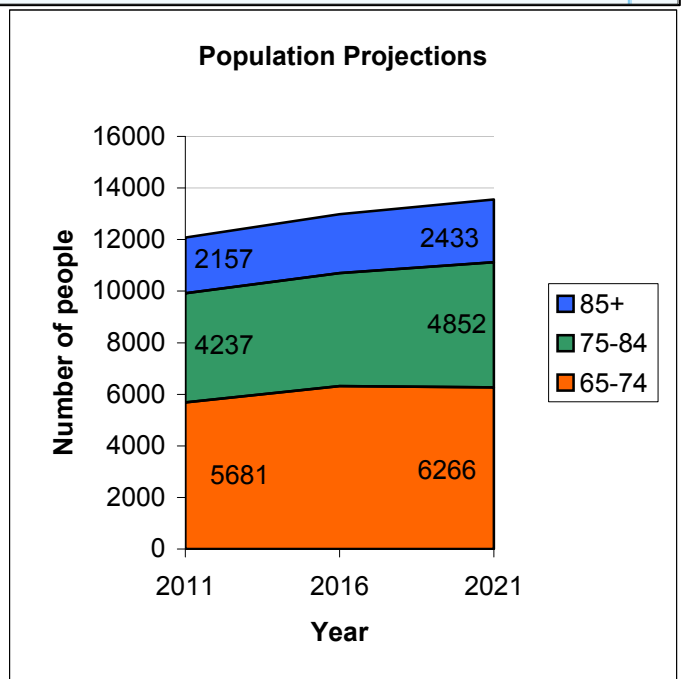
Exmouth

This town profile provides some context and prevalence of selected mental health conditions affecting the population of older people living in this area.



In Devon there is already a higher than national average level of older people in the population and it is likely to grow by a third in the next 15 years. With the growing number of elderly people in our communities, it is very important that local health services reflect their needs and those of their families and provide safe, timely and professional support in line with the best practice.

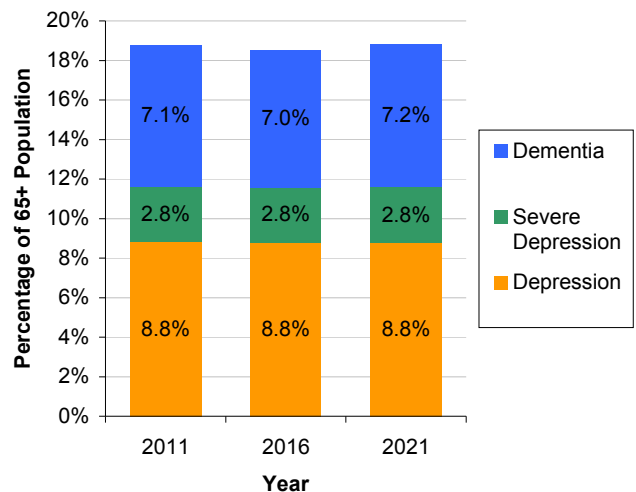
The 65-84 population of Exmouth is predicted to increase by 1199 people between 2011 and 2021, a rise of 12.1%. The total number in the 85+ age band is predicted to increase by 276 people, a rise of 13%. Data source: Jan 2010 projections based on RSS published Jul-08.



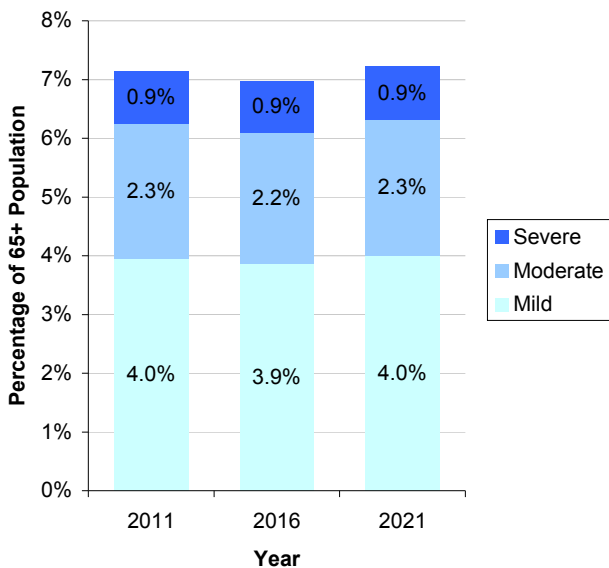
The most common mental health problems in older people are depression and dementia. Depression affects proportionally more older people than any other age group.

The graph on the right shows a projection of the estimated prevalence of dementia and depression in the population of Exmouth aged 65+ between 2011 and 2021. These projections are based on RSS data published in July 08. It should be noted that it is estimated that only one third of all cases of dementia are reported. Source: Jan 2010 Projections based on RSS published Jul-08.

Projection of the Estimated Prevalence of Dementia and Depression



Estimated Percentage of the 65+ Population with Mild, Moderate and Severe Dementia



The latest figures published by the Alzheimers Society suggest that 1 in 14 people over the age of 65 and 1 in 6 people over 80 years has some form of dementia. This is an estimated prevalence not the actual number of people diagnosed with dementia.

Of those people over 65 who have dementia (late onset dementia):

- 55.4% have mild dementia
- 32.1% have moderate dementia
- 12.5% have severe dementia

Source: Alzheimers society Dementia UK (2007)

Based on these figures, the estimated percentage of the 65+ population in Exmouth with mild, moderate and severe dementia are shown in the graph on the left.

At present, 90% of the demand for services can be met in the community setting through services ranging from talking therapies to crisis resolution. And yet, these services attract only 30% of the total investment. The remaining 70% is used for hospital beds, which meet the needs of fewer than 10%.

The graph on the right illustrates the current allocation of mental health resources and the target allocation we are trying to achieve.

Current Allocation of Mental Health Resources and the Target Allocation

